






TEMPLATE: Poker card

NOTES:

1. Place your artwork on the layer labeled "YOUR ARTWORK".
Do not place artwork on the guide layer
2. Delete the guide layer before submitting your files.
3. Template is on the second page of this PDF.

DEFINITIONS:

	Bleed line	Artwork that extends to the edge of the card must extend to the bleed line.
	Trim line	This is the final size of your card.
	Safe Zone	All important content should be inside this line to account for a minor trimming variance.

PrintNinja
TEMPLATE: Poker card

Bleed

Trim

Safe

**PLACE ARTWORK
WITHIN TEMPLATE**

TRIM SIZE: 2.5" x 3.5"

Do not place artwork on the guide layer.
Delete this layer before submitting your files.